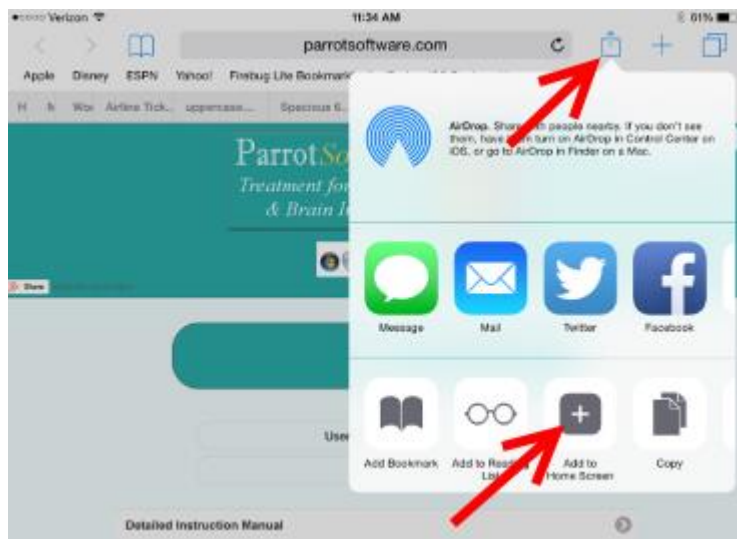


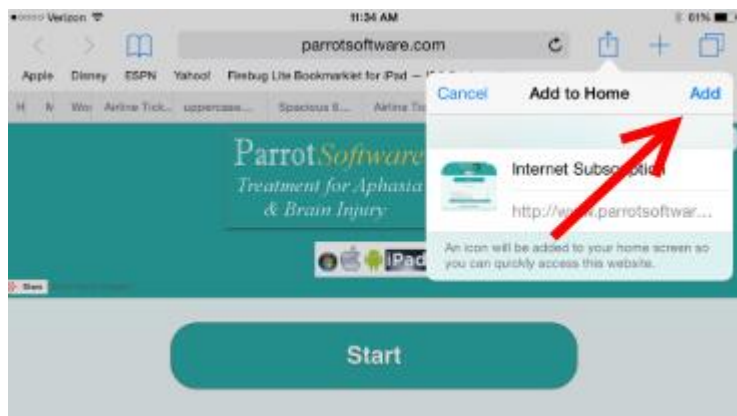
How to put an icon on your desktop

1. How to put an icon on the Home Screen of your iPad

From <http://www.parrotsoftware.com/mobile/> tap the box with the up arrow to the right of the address bar.



Tap 'Add to Home Screen' and you will see the following dialog



Click the 'Add' button

2. How to put an icon on the Home Screen of your iPad (more than 4 years old)

From <http://www.parrotsoftware.com/mobile/> tap the box with the curved arrow to the left of the address bar.



Tap 'Add to Home Screen' and you will see the following dialog



Click the 'Add' button

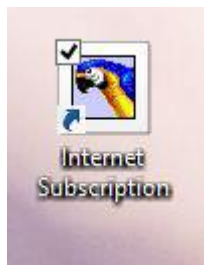
3. How to put an icon on the desktop of your Windows computer

Re-size your browser so you can also see the desktop.

Go to <http://www.parrotsoftware.com/mobile/> and locate the icon to the left of the address.



Drag the icon to the desktop and you will see the icon



4. How to put an icon on the desktop of your MAC computer

Launch the Safari Web browser on your Mac OS X system.

Navigate to the first page to which you want to create a shortcut.

Related Reading: [How to Open a Desktop Internet Shortcut with a Different Browser](#)

Select the entire address in the address bar at the top of the browser.

Click and drag the address onto the Mac OS X desktop and release the mouse button. A shortcut pointing to the Web page is created on the desktop.